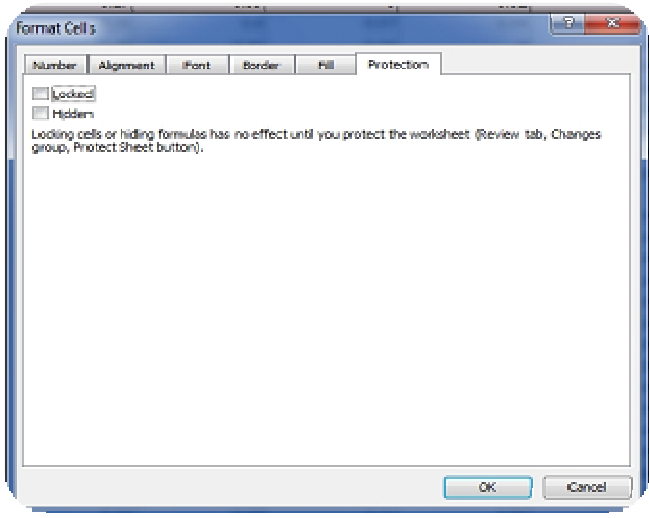
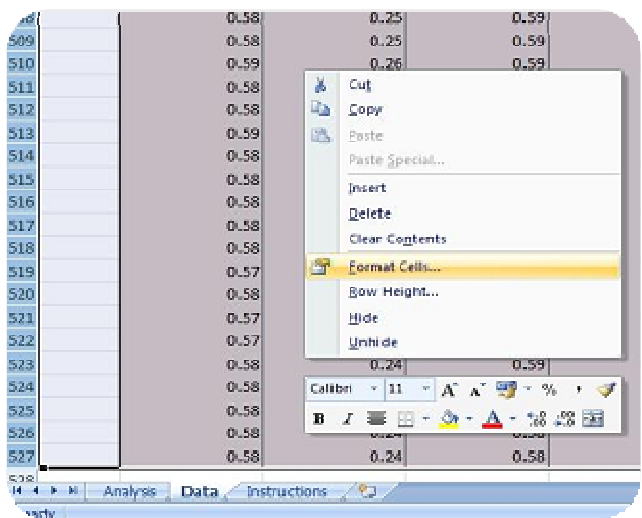


Using Example Excel Analysis Sheet with Measurement Data

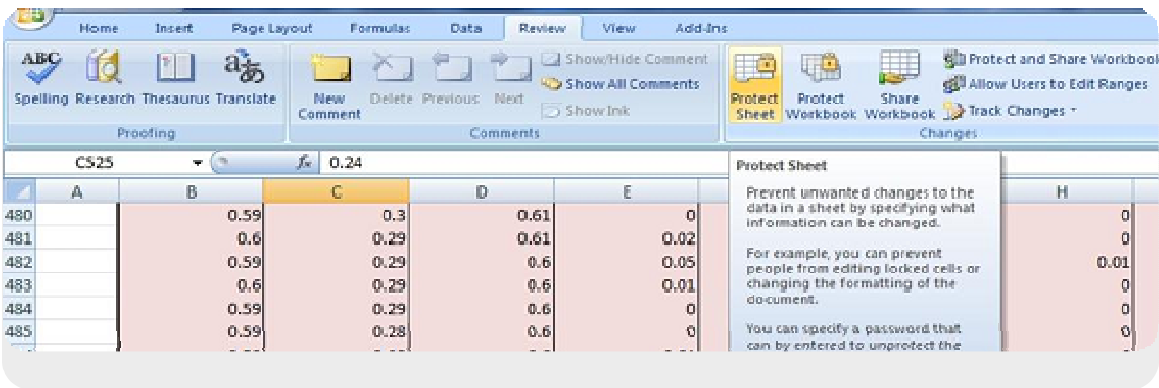
1. Pair and connect your Novo-Gloss to a compatible PC (see user manual for details).
2. Open : IQ Data Analysis Sheet (Measurement Data Only).xls
3. To transmit measurement data use the following instrument settings:
Menu>Setup>Control Menu>
Bluetooth :ON
Bluetooth Mode :DATA
4. Connect the instrument using the Rhopoint Data Widget (see user manual for details).
5. Check the version of instrument that is to be connected:
Menu>Setup>About
6. Click the Data tab on the spreadsheet that corresponds with the version of firmware for the instrument.
7. Click the highlighted yellow cell.
8. Take 10 readings with the Rhopoint IQ.
9. The data will automatically populate the spreadsheet and update the graph.

How to build and modify Excel analysis sheets

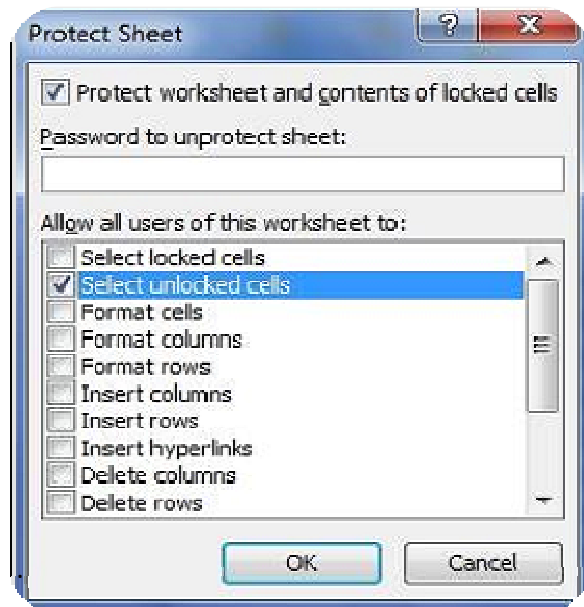
1. The Rhopoint data widget is a keyboard wedge- it simulates a user key press for each digit as the instruments sends the data during each measurement.
2. To get the data into table format it is necessary to create an area of unlocked cells.
3. A table with 13 rows is required for measurement data (Firmware version V1.04-V2.02).
A table with 14 rows is required for measurement data (Firmware version V2.03-V2.06).
A table with 15 rows is required for measurement data (Firmware version V3.0 onwards).
4. Highlight rows 3-15 (Firmware version V1.04-V2.02).
Highlight rows 3-16 (Firmware version V2.03-V2.06).
Highlight rows 3-17 (Firmware version V3.0 onwards).
5. Right click and then click "Format Cells".
6. In protection tab clear the tick box "Locked", then "OK".



7. Click "Review" and "Protect Sheet"



8. Ensure only "Select unlocked cells" is selected in the dialogue box.



9. Place the cursor in the highlighted cell.

10. As readings are taken with the Rhopoint IQ the data will be automatically filled into the data table

11. Use all usual Excel tools to create graphs, examine statistics etc.

Rhopoint Instruments Ltd.

Rhopoint House
Enviro 21 Business Park
Queensway South
St Leonards on Sea
East Sussex
TN39 9AG
United Kingdom
Tel: +44 (0)1424 739622

Email: sales@rhopointinstruments.com
Website: www.rhopointinstruments.com

Revision B
November 2013